

EVOLUTION

Batyline® DUO



Rives



LFM2767 Galet 9714

NEW



LFM2767 Obsidian 9718

NEW

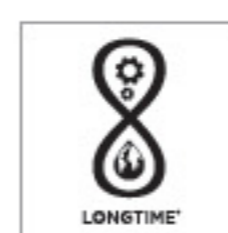
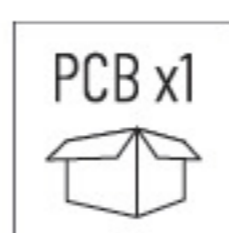


MULTI
POSITION

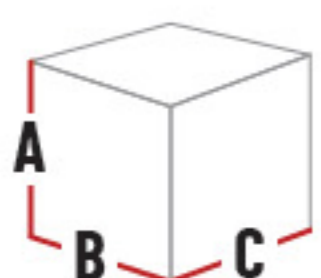
ACIER
STEEL



8.20 kg



Frame in Ø20 mm steel tubing. Minimalist design which has no crossbar at the top of the back and lower footrest. Ergonomic resin armrests. Position adjustment with fixed armrests and stabilisers. Reinforced removable canvas (thicker weave) with elastomere clip fastening (Lafuma patent). Reinforced bar under the seat. Adjustable and removable cushioned headrest. High stability foot pads.



OPEN

A : 82 > 115 cm B : 85 > 162 cm C : 70 cm

Seat high: 40 cm

CLOSED

A : 98 cm B : 20 cm C : 70 cm