

RSXA CLIP XL

Batylite® ISO



Essentiel



LFM2040 Seigle II 9868



LFM2040 Black 8551

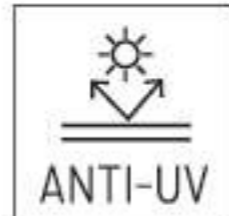


LFM2040 Graphite 8717

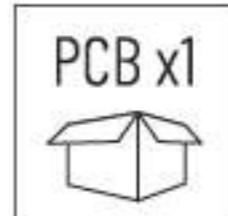


MULTI
POSITION

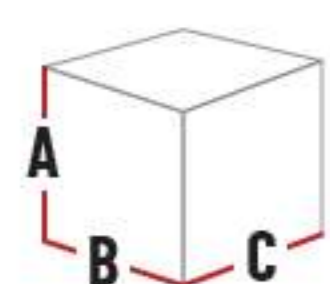
ACIER
STEEL



8.30 kg



Frame in Ø20 mm steel tubing. Dual-material resin/foam armrests, position adjustment with stabilisers. Removable canvas with elastomere clip fastening (Lafuma patent). Ergonomic, adjustable and removable headrest. Protective footrest ring and foot pads. The XL versions (extra wide) have a reinforced bar under the seat.



OPEN

A : 85 > 123 cm B : 95 > 173 cm C : 72 cm
Seat high: 48 cm

CLOSED

A : 106 cm B : 25 cm C : 72 cm